


# 3.96mm Pitch Connector Directly Mounted on Board

## DF6 Series



### ■Features

#### 1. Service Efficiency Up

Conventional thick cables are directly mounted on the board piece by piece, but connectorization has achieved soldering services in a batch. This product enhances soldering service efficiency.

#### 2. Miniaturization

This product achieves miniaturization for thick cables.

Mounting height on board : 7.5mm

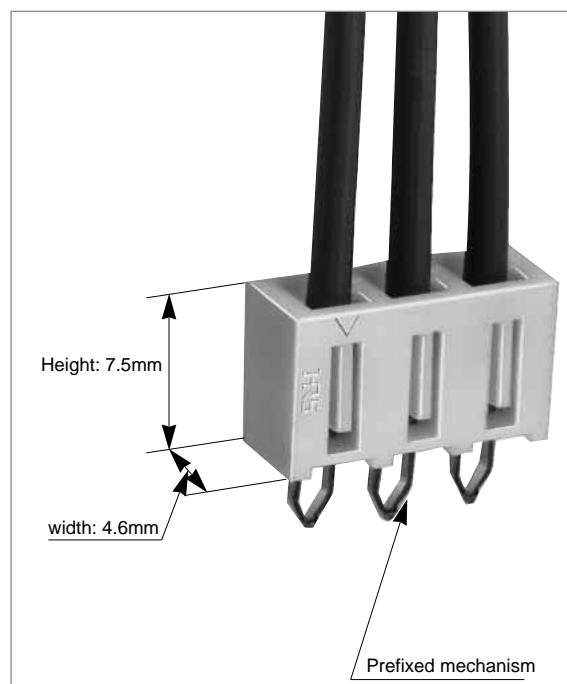
Width : 4.6mm

#### 3. Board Prefixed Mechanism

Since the connector is softly press-fitted to the board for insertion, it can be prefixed to the board.

### ■Applications

Secondary power supply units for various equipment



## ■Product Specifications

Rating	Current rating (Note 1)	AWG 18 : 5A	Operating Temperature Range	-35 to +85℃ (Note 1)
		Cable size AWG 20 : 4A	Operating Moisture Range	40 to 80%
	Voltage rating	AWG 22 : 3A 300V AC	Storage Temperature Range	-10 to +60℃ (Note 2)
			Storage Humidity Range	40 to 70% (Note 2)

Item	Specification	Condition
1. Insulation Resistance	1000M ohms min.	500V DC
2. Withstanding voltage	No flashover or insulation breakdown.	1500V AC/1 minute
3. Contact Resistance	15m ohms max.	100mA
4. Vibration	No damage, cracks, or parts looseness.	Frequency: 10 to 55 Hz, single amplitude of 0.75 mm, 2 hours in each of the 3 directions.
5. Humidity (Steady state)	No damage, cracks, or parts looseness.	96 hours at temperature of 40℃ and humidity of 90% to 95%
6. Temperature Cycle	No damage, cracks, or parts looseness.	(-55℃: 30 minutes → 15 to 35℃: 10 minutes → 85℃: 30 minutes → 5 to 35℃: 10 minutes ) 5 cycles
7. Resistance to Soldering heat	No deformation of components affecting performance.	Flow: 250℃ for 10 seconds
		Manual soldering: 300℃ for 3 seconds

Note 1: The rated current will be changed according to cable sizes for use.

Note 2: Includes temperature rise caused by current flow.

Note 3: The term "storage" refers to products stored for long period of time prior to mounting and use. Operating Temperature Range and Humidity range covers non conducting condition of installed connectors in storage, shipment or during transportation.

Note 4: Information contained in this catalog represents general requirements for this Series. Contact us for the drawings and specifications for a specific part number shown.

## ■Material

Product	Part	Material	Finish	Remarks
Crimping Plug	Insulator	Polyamide	White	UL94V-0
Crimping Contact for Plug	Brass	Copper Alloy	Tin plated	—

## ■Ordering Information

### ●Crimping Plug

**DF6 - \* P - 3.96 C**

① ② ③ ④ ⑤

① Series Name : DF 6	④ Contact pitch: 3.96mm
② Number of contacts: 1~8, 10	⑤ C: Crimping plug
③ Connector type P: Plug	

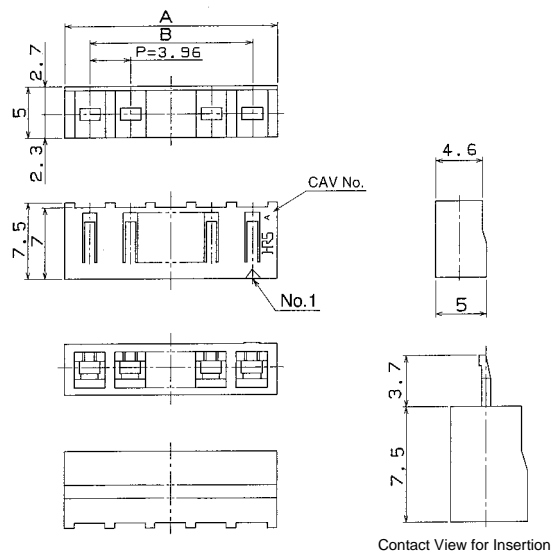

### ●Crimping Contact

**DF6A - 1822 PCF**

① ② ③

① Applicable cable type None : Jacket dia. 1.5mm to 2.2mm UL 1007 A : Jacket dia. 2.2mm to 2.9mm UL 1015	③ Packaging type PCF: Plug contact, reel packaging SC: Plug contact, bag packaging
② Applicable cable size 1822 : AWG#18~#22	

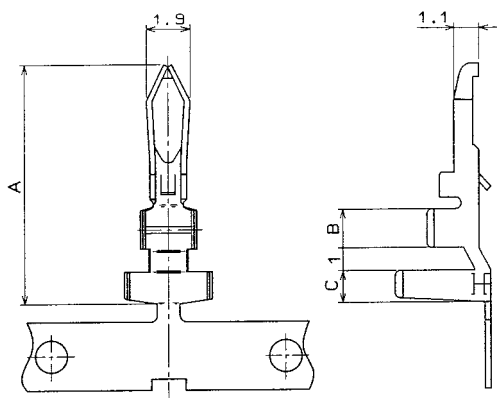
## ■Precrimping Plug



Part Number	CL No.	Number of Contacts	A	B	RoHS
DF6- 1P-3.96C	546-0001-1	1	4.92	—	YES
DF6- 2P-3.96C	546-0002-4	2	8.88	3.96	
DF6- 3P-3.96C	546-0003-7	3	12.84	7.92	
DF6- 4P-3.96C	546-0004-0	4	16.80	11.88	
DF6- 5P-3.96C	546-0005-2	5	20.76	15.84	
DF6- 6P-3.96C	546-0006-5	6	24.72	19.80	
DF6- 7P-3.96C	546-0007-8	7	28.68	23.76	
DF6- 8P-3.96C	546-0008-0	8	32.64	27.72	
DF6-10P-3.96C	546-0011-5	10	40.56	35.64	

Note: A packaging quantity is delivered by the bag unit (100 pcs.).

## ■Crimping Contact



### ●Slip length

DF6-1822PC (F): 2.1mm to 2.6mm

DF6A-1822PC (F): 2.3mm to 2.8mm

### ●Applicable through-hole: $1.8^{+0.15}_0$

Part Number	CL No.	Applicable Cable				Packaging Type	Quantity	A	B	C	RoHS
		UL style	Jacket dia.	AWG size	Contact Construct						
DF6 -1822PCF(05)	546-0009-3-05	1007	1.5 to 2.2mm	AWG 18	34 cores/0.18mm	Reel	5,000	10.2	1.5	1.2	YES
DF6 -1822PC(05)	546-0010-2-05			AWG 20	21 cores/0.18mm	Bag	100				
DF6A-1822PCF(05)	546-0013-0-05	1015	2.2 to 2.9mm	AWG 22	17 cores/0.16mm	Reel	3,000	10.5	1.7	1.4	
DF6A-1822PC(05)	546-0014-3-05					Bag	100				

Note 1. The applicable cable conductor is a tin plated and annealed copper wire.

Note 2. If other cables are used instead of the applicable cable, contact the Hirose Sales Department.

## ◆Applicable Crimping Tools

Type/Item	Part Number	CL No.	Applicable Contact
Applicator	AP105-DF6-1822P	901-4505-9	DF6 -1822PCF(05)
	AP105-DF6A-1822P	901-4520-2	DF6A-1822PCF(05)
Press unit	CM-105	901-0005-4	—
Manual crimping tool	DF6 -TA1822HC	550-0174-9	DF6 -1822PC(05)
	DF6A-TA1822HC	550-0222-0	DF6A-1822PC(05)
Extraction tool	DF-C-PO(A)	550-0170-8	DF6/DF6A-1822PC(F)(05)

Note: If any trouble has been caused due to other tools, which are not designated by Hirose, Hirose never guarantee any products.

◆Precautions

1.Recommended soldering condition	Flow: 250℃ for 3 seconds Manual soldering: 290℃ for 2 seconds ■After soldering, if a load is given to the cable where connector and cable contain heat, the jacket holding member will be loosened. After soldering, the operation should be performed, after connector returns to room temperature.
2.Cleaning condition	Refer to the "Nylon Connector Use Hand book". Don't use solvent to degrade the cable jacket like trichloroethane. In addition, avoid heat cleaning with solvent.
3.Connecting condition	Refer to the "Nylon Connector Use Hand book".
4.Precations	Slight discoloration on the insulating materials will not affect form, fit or function of the connectors. Refer to "Nylon Connector Use Handbook"

Mar.1.2019 Copyright 2019 HIROSE ELECTRIC CO., LTD. All Rights Reserved.